



ALAMEDA COUNTY TRANSPORTATION COMMISSION

Alameda County Measure BB Transportation Improvement Program Update



A presentation by
Arthur L. Dao, Alameda CTC Executive Director
March 12, 2015

Alameda County Transportation Commission

AGENCY AT-A-GLANCE

- Countywide Transportation Sales Tax Authority and Congestion Management Agency
- Develops and coordinates various short- and long-range transportation **plans** with local jurisdictions and regional agencies
- **Programs** and allocates federal, state, regional, and local sales tax funding to transportation projects and programs in Alameda County
- **Delivers** and manages for delivery major transportation capital projects and county programs
- Develops, implements and **advocates** for good transportation policies at all levels of government
- Implements and **operates** express lanes on I-580 and I-680 corridors



Alameda County Transportation Commission

AGENCY
AT-A-GLANCE

- Governed by a 22-member Board, comprised of elected officials representing all cities, Alameda County and major transit operators
- Approximately 21 staff with support from various private sector teams
- Annual capital and operating budget of ~\$250M
- Programs and allocates ~\$250M of transportation funds to the projects and programs in the County



Transportation Funding Management

- Programs by which Alameda County Transportation Commission (Alameda CTC) manages funds include:
 - 1986 Measure B Transportation Sales Tax Program
 - 2000 Measure B Transportation Sales Tax Program
 - 2014 Measure BB Transportation Sales Tax Program
 - 2010 Measure F Vehicle Registration Fee Program
 - Transportation Funds for Clean Air Program
 - State Transportation Improvement Program
 - State Grants Programs: TCRP, Prop 1B Bonds and others
 - Federal Surface Transportation Program and Congestion Management and Air Quality Program

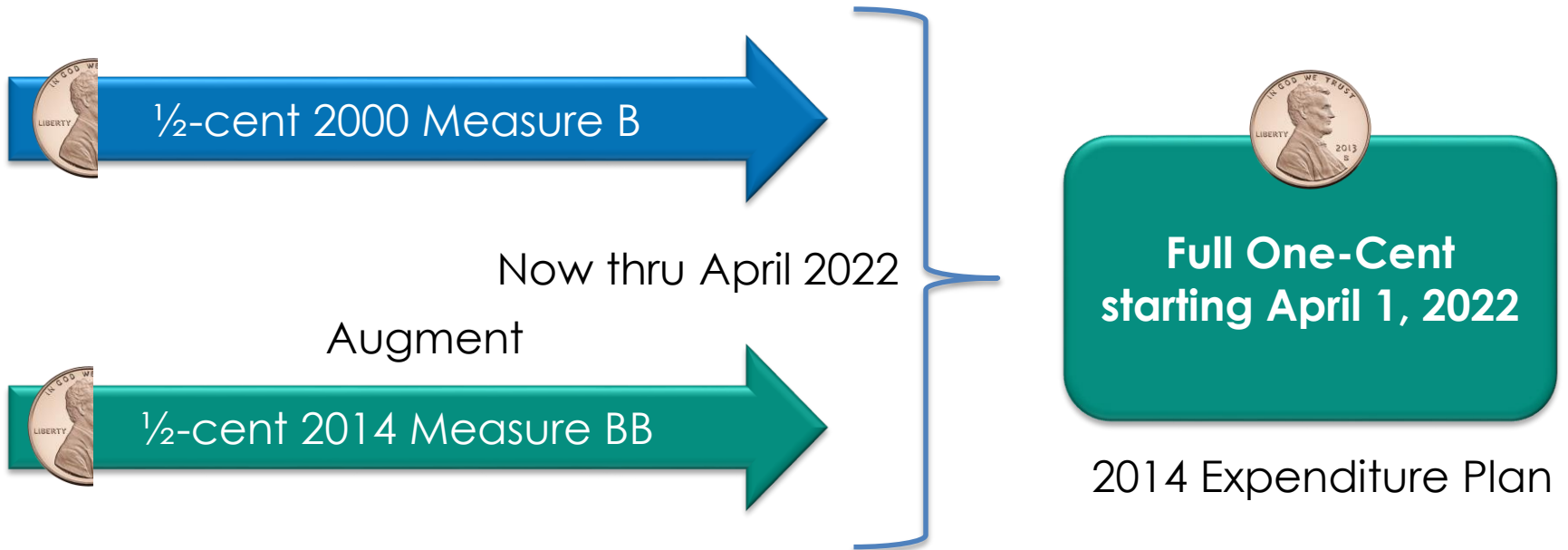
Measure BB Approved By 70.76%

- Measure BB benefits
 - Expand BART, bus and commuter rail for reliable, safe and fast services
 - Keep fares affordable for seniors, youth and people with disabilities
 - Provide traffic relief
 - Improve air quality and provide clean transportation
 - Create good jobs within Alameda County
- Direct local funds distributed to cities and transit agencies beginning summer 2015
 - Funding nearly doubles due to Measure BB

\$ 8B plan supports
\$ 20B economic activity
creating nearly
150,000 jobs

Capital Projects and Program Revenues

MEASURE B AND 2014 PLAN



Expenditure Plan Summary

MEASURE BB 2014 PLAN

Summary of Investments	Funds Allocation (in \$million)
Public Transit	\$1,758
AC Transit Bus Service and Maintenance	\$1,534
Altamont Commuter Express Train Service and Maintenance	\$82
BART Maintenance	\$41
Ferry Service and Maintenance	\$41
Livermore Amador Valley Transit Authority Bus Service and Maintenance	\$41
Union City Transit Bus Service and Maintenance	\$20
Local Streets and Roads	\$2,431
Local Streets and Roads Repair	\$1,631
Major Roads and Bridge Safety Improvements Projects	\$639
Local Freight Infrastructure Improvements	\$161
BART	\$710
BART to Livermore Project	\$400
BART Stations Upgrade, Maintenance and System Improvements	\$190
BART Irvington Station in Fremont	\$120
School Transit	\$198
Students and Youth Transit	\$15
Innovative Transit Grant Funds	\$183
Senior Transportation	
Special Transportation for Seniors	\$816

Expenditure Plan Summary


MEASURE BB 2014 PLAN

Summary of Investments (cont'd)	Funds Allocation (in \$million)
Rapid Bus Projects	\$35
Telegraph Avenue/East 14th Street/International Boulevard Corridor	\$10
Alameda to Fruitvale BART Station	\$9
Grand Avenue/MacArthur Boulevard Corridor	\$6
College Avenue/Broadway Corridor	\$10
Highways	\$682
I-80 Improvements	\$76
I-580 Improvements	\$48
I-880 Improvements	\$284
I-680 Improvements	\$60
State Route 84 Improvements in the Tri-Valley	\$132
Regional Freight Improvements Projects	\$82
Bicycle and Pedestrian	\$672
Iron Horse Trail, Bay Trail, and East Bay Greenway Trail Projects	\$264
Local Bicycle and Pedestrian Safety Improvements	\$408
Commuter Rail	
Regional Commuter Rail Improvements Projects	\$355
Local Investments	
Local Community Investments	\$326
Technology	
Transportation Technology	\$82
Total Investment (2015 thru 2045)	\$8,064



Comprehensive Investment Plan (CIP)

MEASURE BB FUNDING DISBURSEMENT MECHANISM



- Integrates existing planning and programming practices and all fund sources into a streamlined strategic document
- Commits funding from all sources to high impact projects and programs that create the most transportation benefits

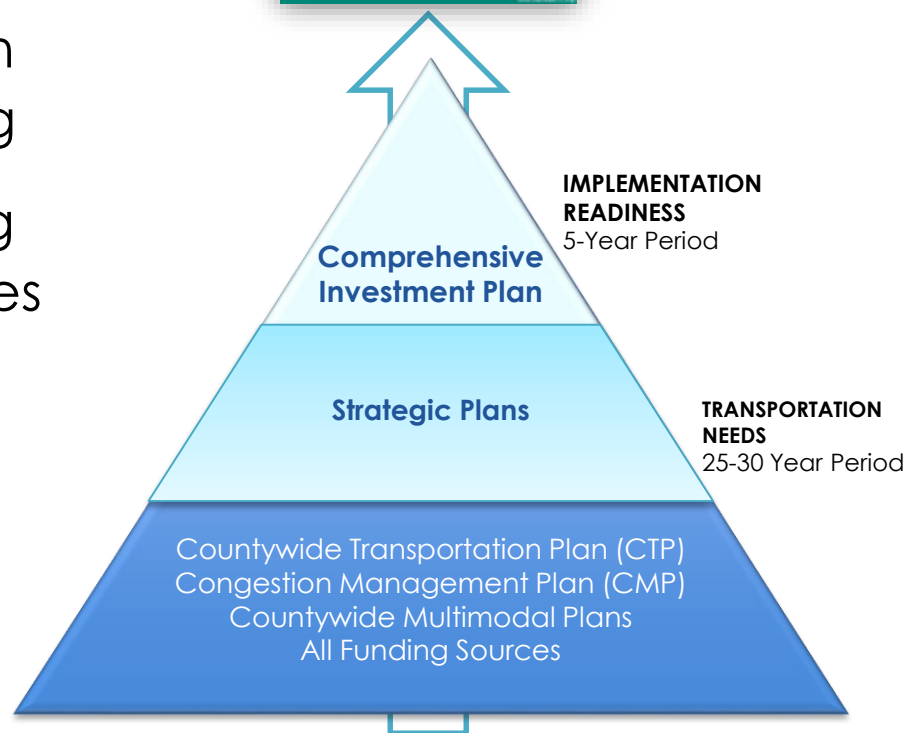

Programming Principles

- Meet all funding commitments in the 2014 Transportation Expenditure Plan over the life of the Plan
- Aggressively deliver all projects and programs in the Plan for which the Agency is the lead
- Support partners in the delivery of projects and programs
- Disburse funds to recipients, projects, and programs expeditiously to allow for accelerated project delivery
- Fund both shovel-ready projects and projects in development
- Fully comply with all 2014 Plan requirements

CIP Purpose


- **What is the purpose of the CIP?**

1. Transitions long-range plans into short-range implementation
2. Serves as the Strategic Plan for voter-approved funding
3. Integrates existing planning and programming practices and fund sources into a streamlined strategic document



CIP Includes

- Fiscally constrained five-year period
 - FY15-16 through FY19-20
- Two-year allocation plan
 - FY15-16 through FY16-17
- All funding sources in one document
 - Defines Direct Local Distribution annual projections
- Prioritization of capital projects, programmatic capital projects and programs

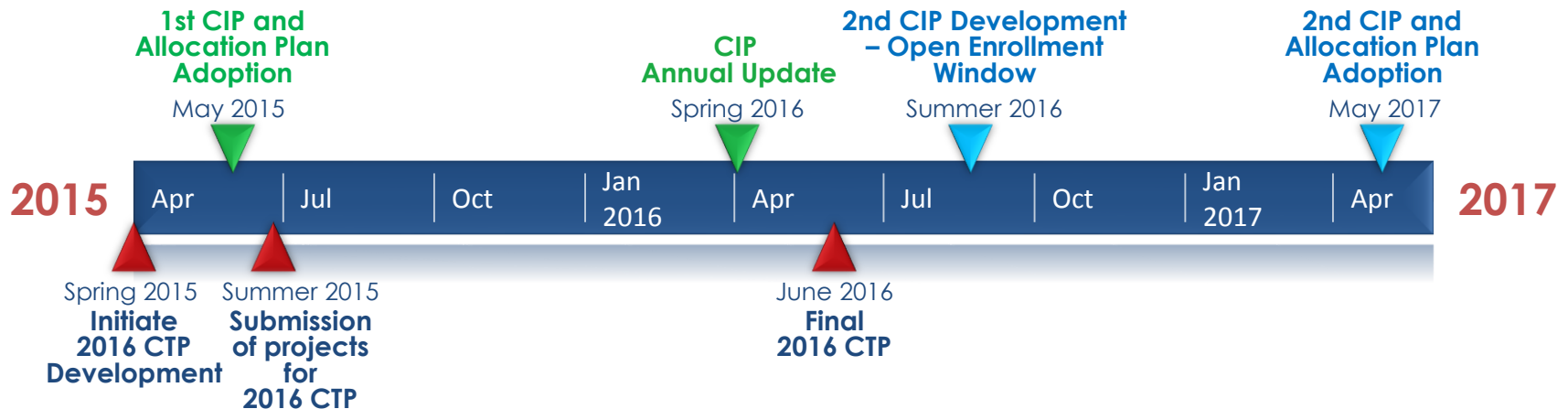


Measure BB Policy Requirements

1. Performance and accountability measures
2. Equity: modal, geographic, local streets and roads formula
3. Cost effectiveness
4. Complete streets
5. Efficient and effective technology

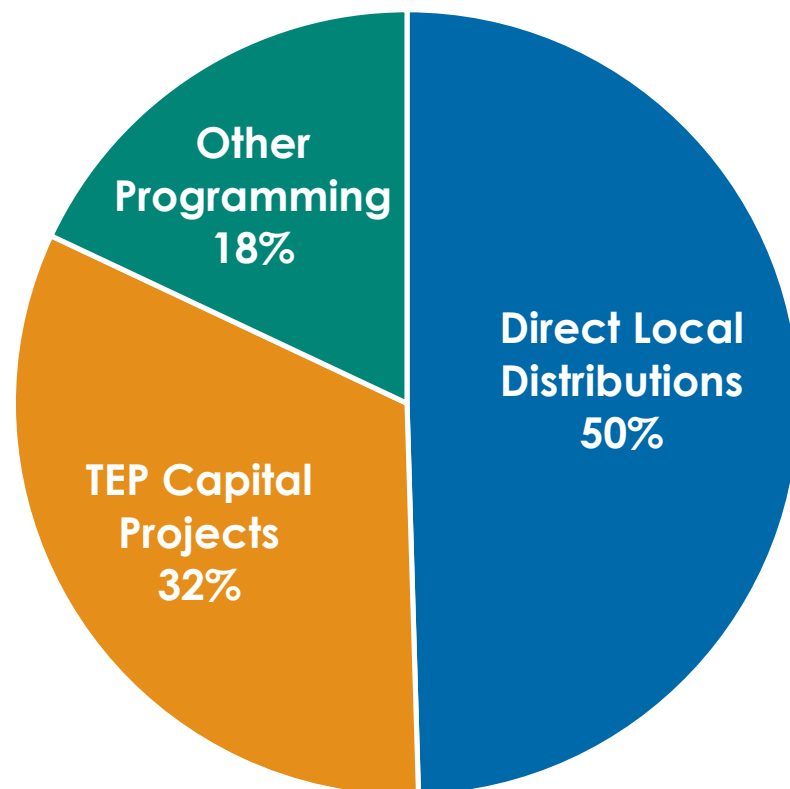
CIP Development

- **1st CIP** based on the 2012 Countywide Transportation Plan
- Every year: CIP updated for budgetary purposes
- Every two years: CIP updated comprehensively to enroll new projects/programs
- **2nd CIP** developed in coordination with the 2016 Countywide Transportation Plan



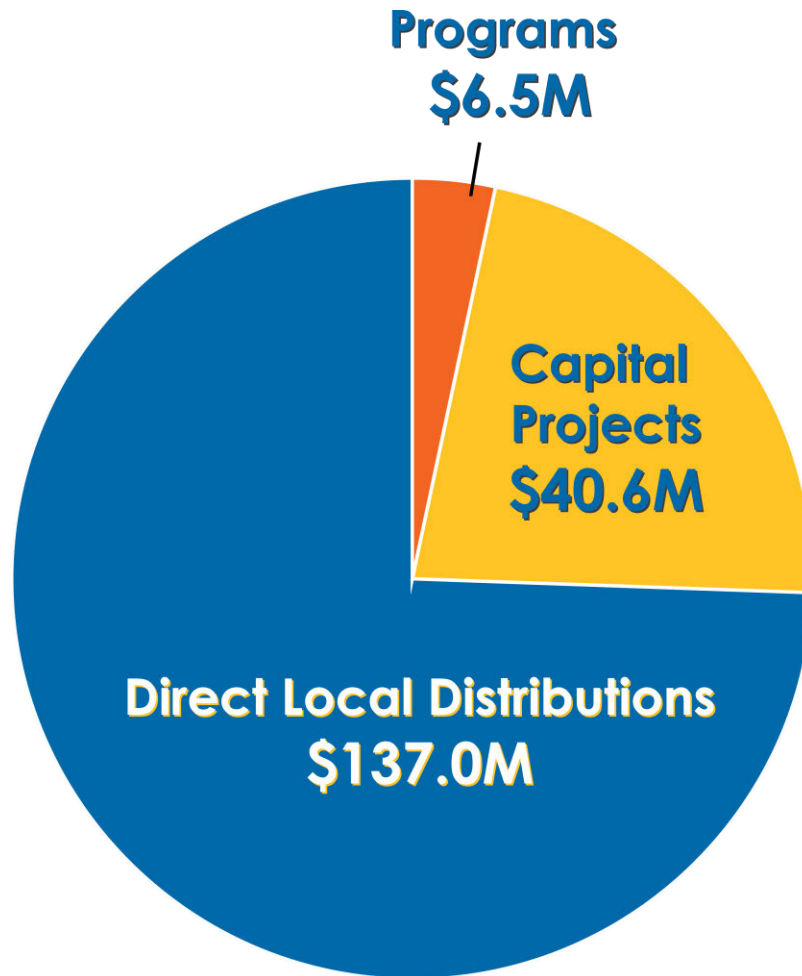
Five-Year Programming Estimate

- **\$1.5B** over five-years
 - \$737M in Direct Local Distributions
 - Measure B, VRF, 2014 TEP
 - \$487M for capital projects
 - Measure B and 2014 TEP
 - \$275M for other programming
 - STIP, STP/CMAQ, TFCA, Lifeline



Measure BB Allocation FY15-16 thru FY16-17

BY FUND TYPE CAPITAL PROJECTS AND PROGRAMS

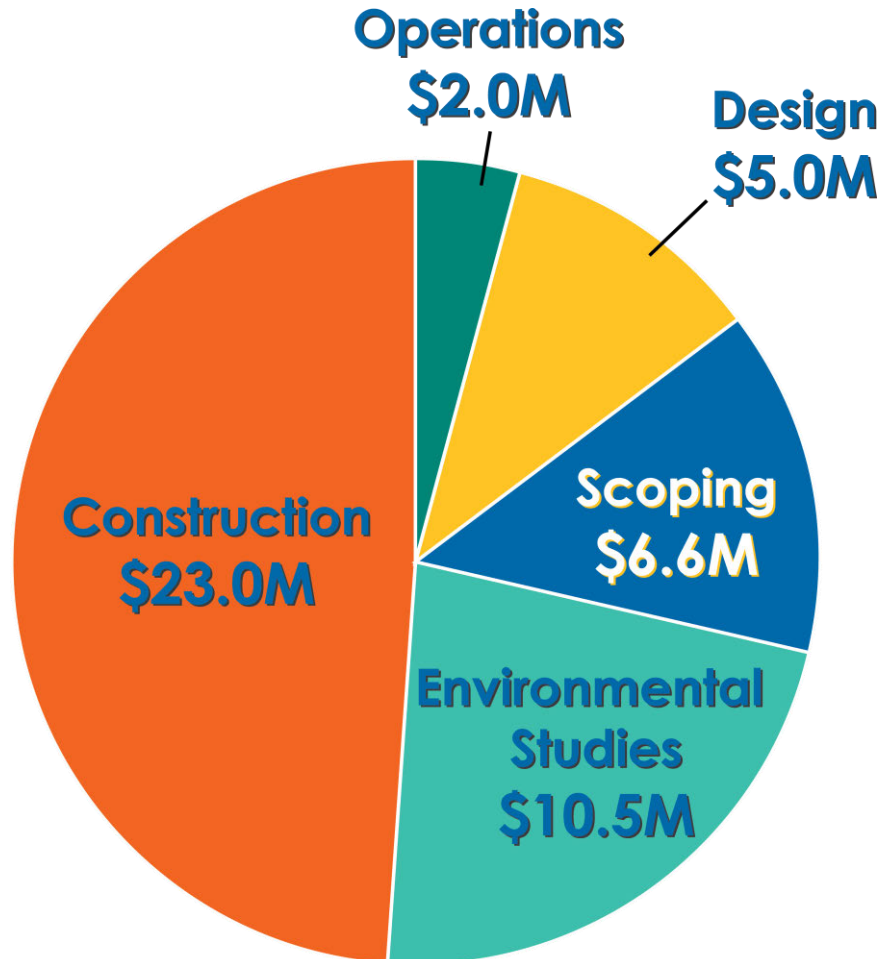


By percentage:

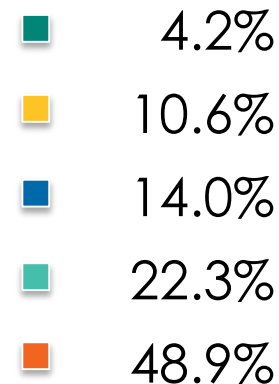
- 3.5%
- 22.1%
- 74.4%

Measure BB Allocation FY15-16 thru FY16-17

BY PHASE CAPITAL PROJECTS AND PROGRAMS

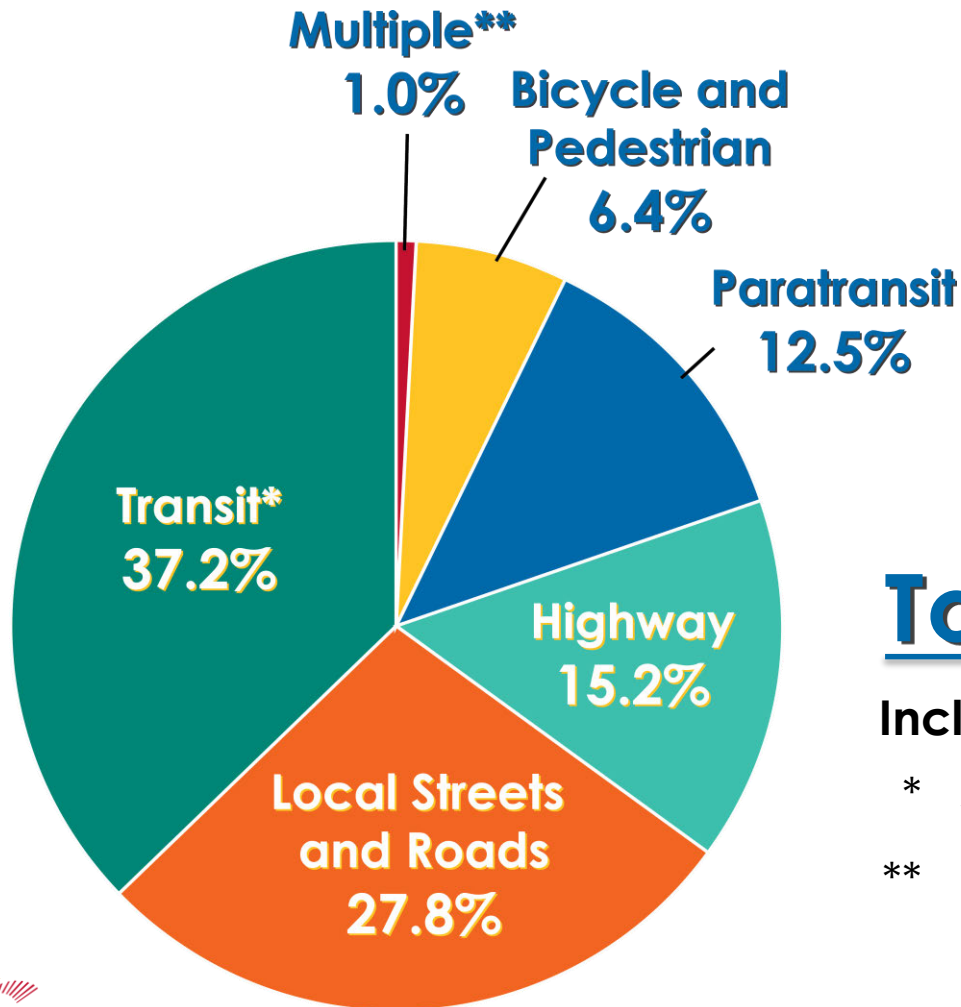


By percentage:



Measure BB Allocation FY15-16 thru FY16-17

BY MODE
ALL MEASURE BB



Total: \$184 Million

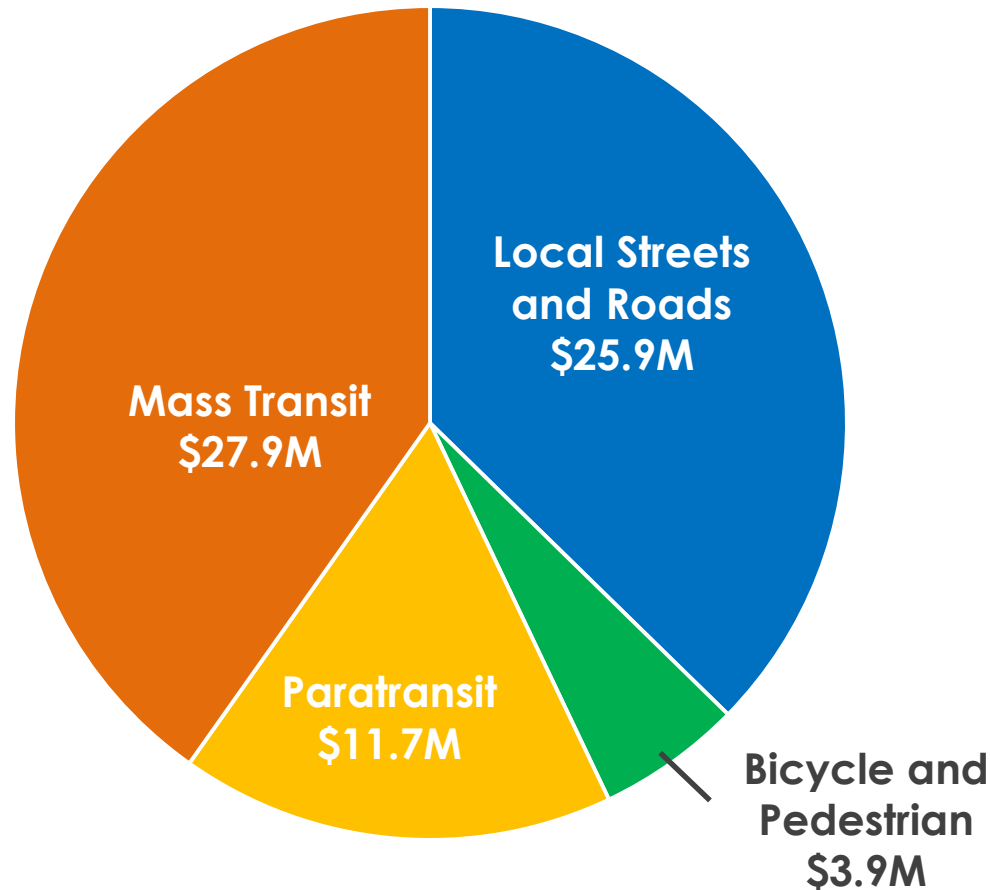
Includes:

- * Student Transit Pass pilot program
- ** Community development

Measure BB Investments

FIRST YEAR
OF PROJECTED
DISTRIBUTIONS

\$69.4 million in projected FY15-16 direct local distributions to local jurisdictions and transit agencies



46 Measure BB funding commitments


- I-80 Gilman Street Interchange Improvements
- I-80 Ashby Interchange Improvements
- I-880 Broadway/Jackson Multimodal Transportation and Circulation Improvements
- Whipple Road/Industrial Parkway Southwest Interchange Improvements



Measure BB Investments

2014 PLAN CAPITAL PROJECTS

- I-880 Industrial Parkway Interchange Improvements
- I-880 NB HOV/HOT Extension (A Street to Hegenberger)
- State Route 84 Widening
- BART to Livermore Extension



Measure BB Investments

2014 PLAN CAPITAL PROJECTS

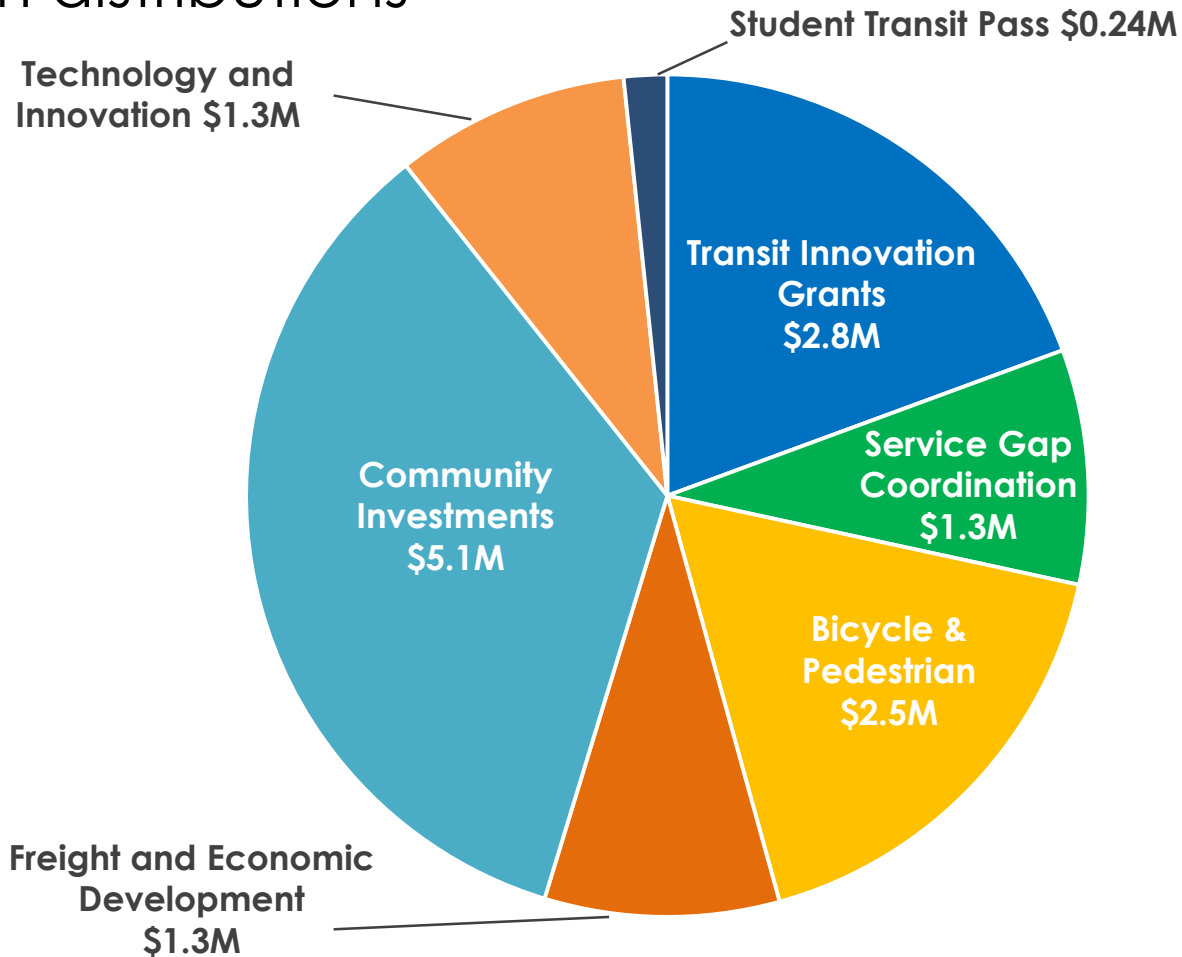
- I-580/I-680 Interchange improvements (study)
- I-680 High Occupancy Vehicle/Toll (HOV/HOT) Lane (SR 237- Alcosta)
- I-680/State Route 84 Interchange
- State Route 84 Expressway between I-580 and I-680



Measure BB Discretionary Programs

FIRST YEAR
OF PROJECTED
DISTRIBUTIONS


\$14.5 million in projected FY15-16 discretionary grant program distributions



Measure BB Investments

BETTER BUS SERVICE

- Funding to AC Transit, Wheels and Union City Transit to increase/restore service
- East Bay bus rapid transit (BRT) projects
 - Includes the new BRT for Grand-MacArthur and Fruitvale-Alameda corridors
- Continued, reliable transit funding, including for the Altamont Commuter Express and ferries



Measure BB Investments

AFFORDABLE SENIOR AND YOUTH TRANSPORTATION

- Affordable and accessible transit for seniors and people with disabilities
- Student Transit Pass pilot program
- Safe Routes to Schools program
 - Expand program to more schools for safe walking and biking programs



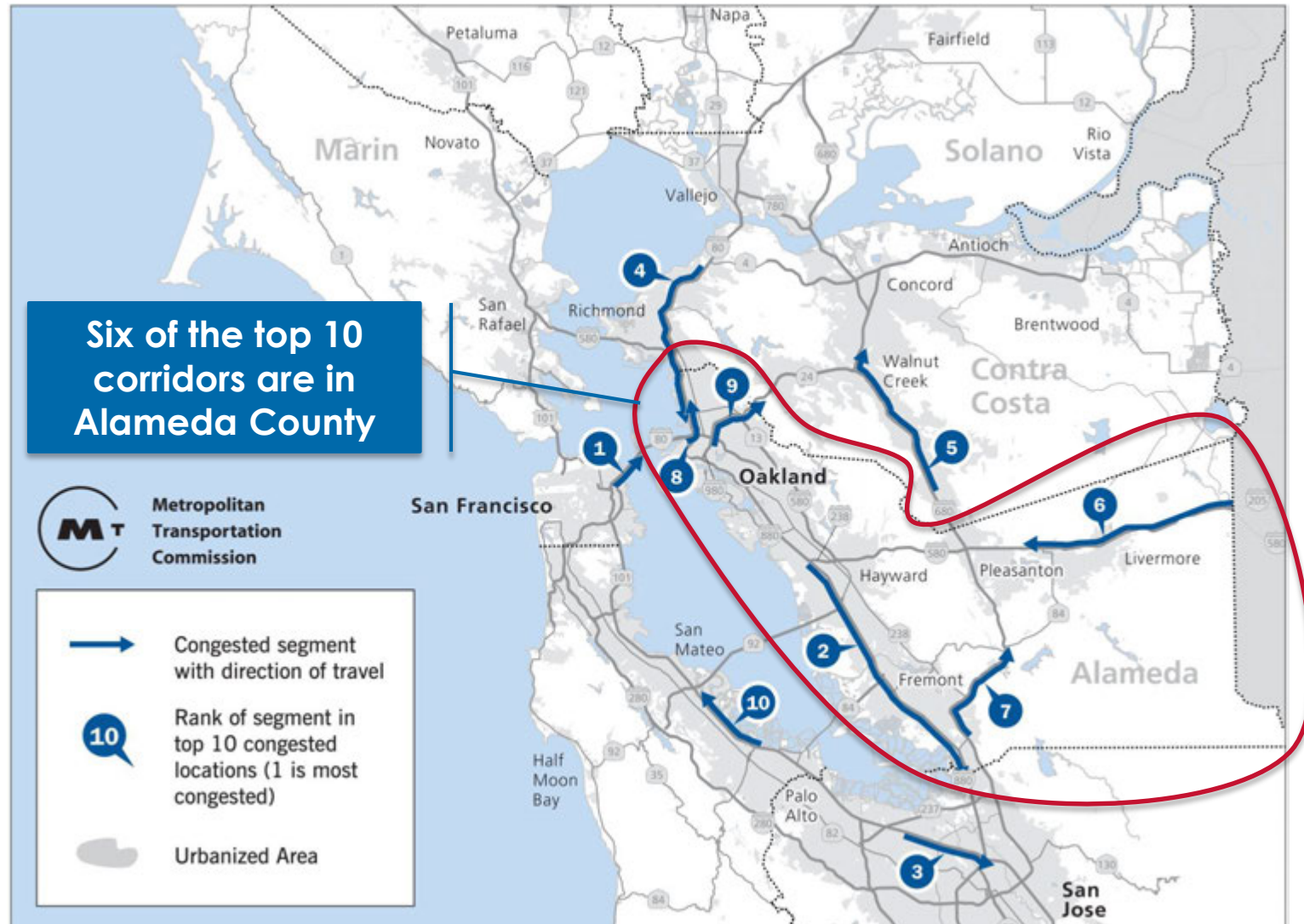
Measure BB Investments

TRANSPORTATION DEMAND MANAGEMENT

- Programs specific to transportation demand management (TDM)
 - Student Transit Pass pilot program
 - Safe Routes to Schools program
 - Guaranteed Ride Home program
- All three programs address TDM benefits
 - Congestion reduction and vehicle trips
 - Increased transit use and reduction in drive-alone rates
 - Emissions reduction
 - Quick results with long-term impacts
 - Cost-effective
 - Politically viable
 - Region-wide applicability and flexibility

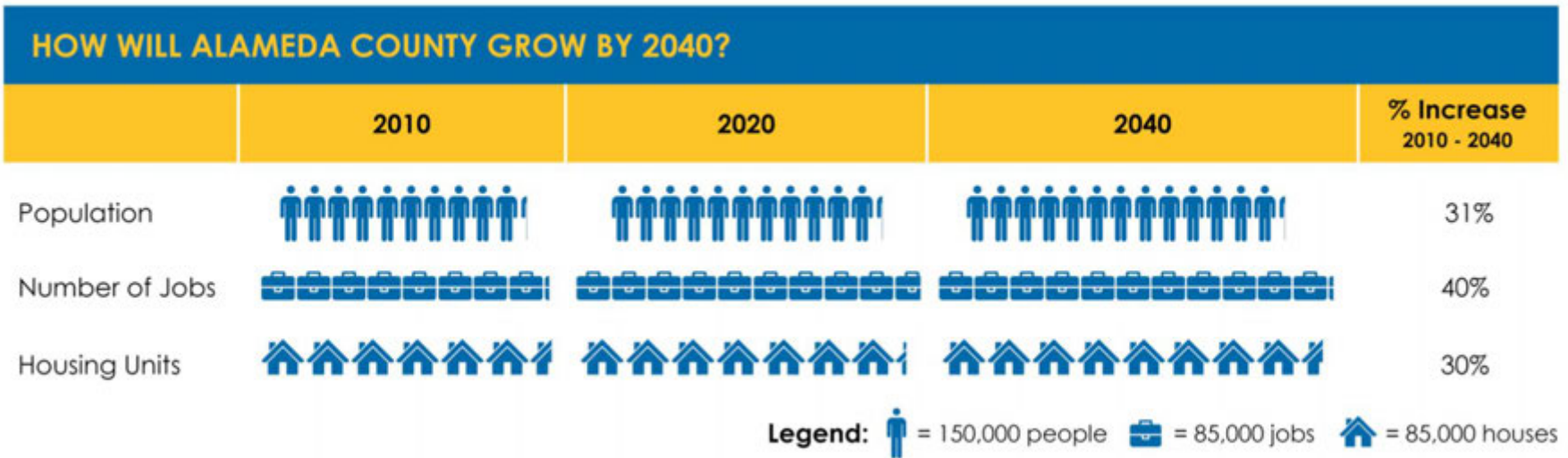
Future Planning Efforts

**TOP 10 MOST-CONGESTED
CORRIDORS ARE IN
THE BAY AREA**



Future Planning Efforts

ALAMEDA COUNTY PROJECTED GROWTH THRU 2040



Future Planning Efforts

- Invest now
 - Alameda County roads, bridges, public transit and freight systems can now receive the financial infusion needed to maintain safety
- Innovative solutions now
 - Road user fees



Future Planning Efforts | TECHNOLOGY

- Implementation of several cutting-edge projects and programs
 - San Pablo Avenue SMART Corridor
 - I-80 Integrated Corridor Mobility
 - I-580 high-occupancy express lanes
 - I-680 high-occupancy express lanes
 - Webster Street SMART Corridor
 - Other intelligent transportation systems (ITS)



Future Planning Efforts |

CURRENT TRANSPORTATION INITIATIVES

- Current initiatives will improve mobility and support economic development and competitiveness
- Three major, regionally significant multimodal planning processes to serve as a transportation blue print
 - Countywide Goods Movement Collaborative and Plan
 - Countywide Transit Plan
 - Countywide Multimodal Arterial Plan

Future Planning Efforts

- Focus growth on linking transportation, housing, jobs, services
- Address goods movement
- Reduce vehicle miles traveled
- Advance walking, biking, transit
- Support community development for all income levels



Thank You

- For your support of the 2014 Transportation Expenditure Plan
- Alameda CTC looks forward to delivering projects and programs as promised to voters





Questions?