

CITY OF HAYWARD

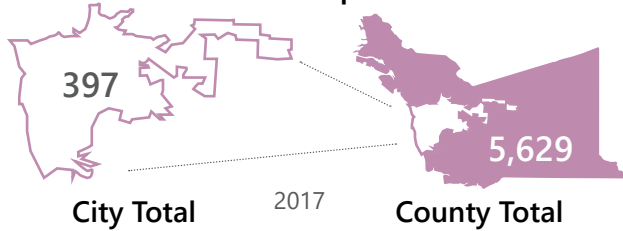
2017 EVERYONE COUNTS

HOMELESS POINT-IN-TIME COUNT AND SURVEY

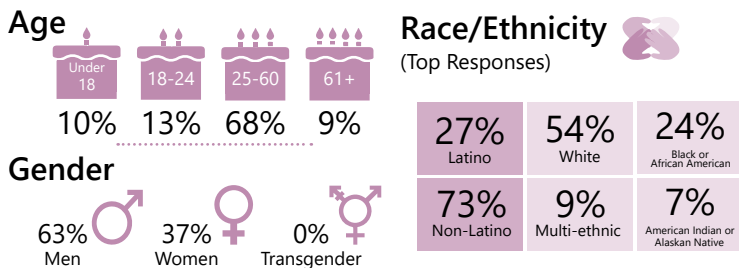
Every two years, during the last 10 days of January, communities across the country conduct comprehensive counts of the local homeless populations in order to measure the prevalence of homelessness in each local Continuum of Care.

The 2017 Alameda County Point-in-Time Count was a community-wide effort conducted on January 30, 2017. In the weeks following the street count, a survey was administered to 119 unsheltered and sheltered homeless individuals in Hayward, in order to profile their experience and characteristics.

2017 Homeless Census Population




2017 Sheltered/Unsheltered Population



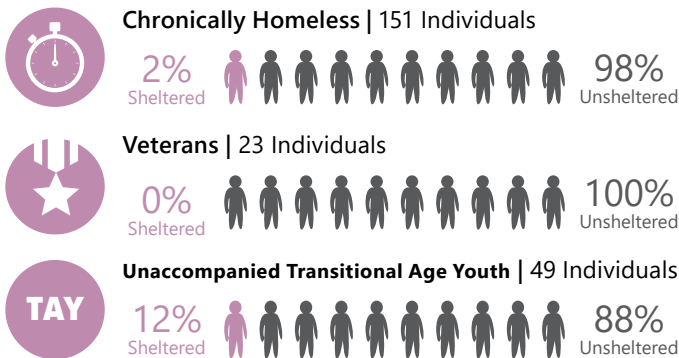
Residence Prior to Homelessness



Length of Time in Alameda County



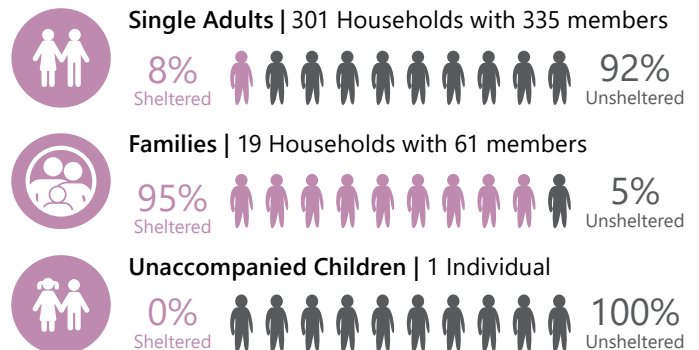
Subpopulations



2017 Sheltered/Unsheltered Population by City

OAKLAND 859 Sheltered 1,902 Unsheltered	UNION CITY 0 Sheltered 40 Unsheltered
BERKELEY 308 Sheltered 664 Unsheltered	EMERYVILLE 0 Sheltered 29 Unsheltered
HAYWARD 84 Sheltered 313 Unsheltered	NEWARK 42 Sheltered 28 Unsheltered
FREMONT 197 Sheltered 282 Unsheltered	DUBLIN 0 Sheltered 21 Unsheltered
LIVERMORE 102 Sheltered 141 Unsheltered	PLEASANTON 0 Sheltered 18 Unsheltered
ALAMEDA 94 Sheltered 110 Unsheltered	PIEDMONT 0 Sheltered 0 Unsheltered
ALBANY 0 Sheltered 66 Unsheltered	UNINCORPORATED 26 Sheltered 194 Unsheltered
SAN LEANDRO 54 Sheltered 55 Unsheltered	TOTAL 1,766 Sheltered 3,863 Unsheltered

Household Breakdown



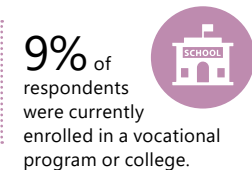
Foster Care



Justice System Involvement



Post K-12 Education



Health Conditions

Current health conditions affecting housing stability or employment.

(Note: Multiple response question, numbers will not total to 100%)



55%

Psychiatric or emotional conditions



39%

Chronic health problems



35%

Post-Traumatic Stress Disorder



30%

Physical disability



20%

Drug or alcohol abuse



10%

Traumatic brain injury



2%

AIDS/HIV related

Disabling Conditions

Respondents reported the number of conditions that limited their ability to maintain work or housing. Many reported multiple conditions.

22% of survey respondents reported having one disabling condition.

15% of survey respondents reported having two disabling conditions.

19% of survey respondents reported having three disabling conditions (tri-morbidity.)

First Homelessness Episode



40% Yes
60% No

50% of those experiencing homelessness for the first time were homeless for one year or more

Age at First Episode of Homelessness

11% 0-17	15% 18-24	34% 25-39
18% 40-49	20% 50-64	2% 65+

Primary Cause of Homelessness (Top 6 Responses)

51% Money Issues	20% Personal Relationships	9% Physical Health Issues
9% Mental Health Issues	6% Substance Use Issues	4% Incarceration

What Might Have Prevented Homelessness (Top 4 Responses)

43% Rent Assistance	30% Employment Assistance
22% Family Counseling	22% Benefits/Income

Not Interested in Housing

1%



Only 1% of survey respondents said they were not interested in Independent, Affordable Rental Housing or Housing with Supportive Services.



Duration of Current Episode of Homelessness

5%
30 days or less

40%
1-11 months

55%
1 year or more

Services and Assistance



75% of survey respondents reported receiving benefits

Services Currently Accessing (Top 6 Responses)

56% Free Meals	43% Emergency Shelter	29% Health Services
29% Drop-in Center	20% Mental Health Services	20% Job Training/ Employment Services

Reasons for Not Accessing Shelter Services (Top 6 Responses)

37% They are full	29% They are too crowded	23% Concerns for personal safety
23% They are too far away	22% Bugs and germs	18% I can't stay with my partner/family

*Subpopulation Definitions

Chronically Homeless

An individual with a disabling condition or a family with a head of household with a disabling condition who:

- » Has been continuously homeless for 1 year or more and/or;
- » Has experienced 4 or more episodes of homelessness within the past 3 years.

Veterans

Persons who have served on active duty in the Armed Forces of the United States. This does not include inactive military reserves or the National Guard unless the person was called up to active duty.

Families

A household with at least one adult member (persons 18 or older) and at least one child member (persons under 18).

Unaccompanied Children

Children under the age of 18 who are homeless and living without a parent or legal guardian.

Transition-Age Youth

Young adults between the ages of 18 and 24 years old.

City of Hayward will release a comprehensive report of The EveryOne Home 2017 Homeless Count and Survey in Summer 2017. For more information about EveryOne Home and effort to address homelessness in Alameda County please visit www.EveryOneHome.org

Source: Applied Survey Research. (2017). Alameda County Homeless Census & Survey. Watsonville, CA.