

# ALAMEDA COUNTY

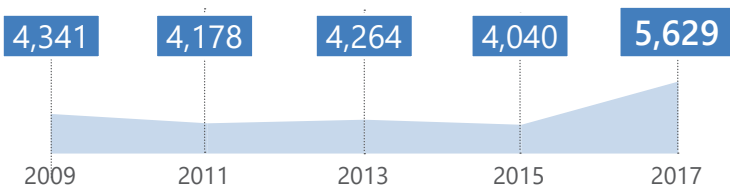
## 2017 EVERYONE COUNTS

### HOMELESS POINT-IN-TIME COUNT AND SURVEY

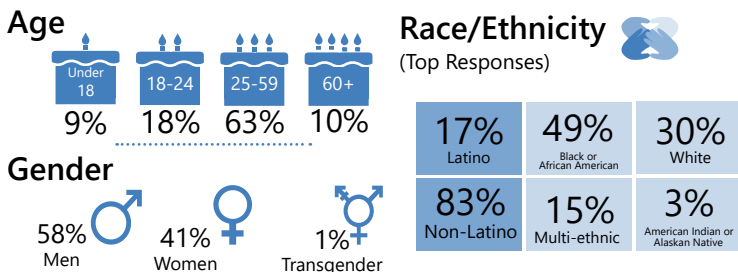
Every two years, during the last 10 days of January, communities across the country conduct comprehensive counts of the local homeless populations in order to measure the prevalence of homelessness in each local Continuum of Care.

The 2017 Alameda County Point-in-Time Count was a community-wide effort conducted on January 30, 2017. The entire county was canvassed by teams of volunteers and guides with lived experience. In the weeks following the street count, a survey was administered to 1,228 unsheltered and sheltered homeless individuals, in order to profile their experience and characteristics.

#### 2017 Homeless Census Population




#### 2017 Sheltered/Unsheltered Population



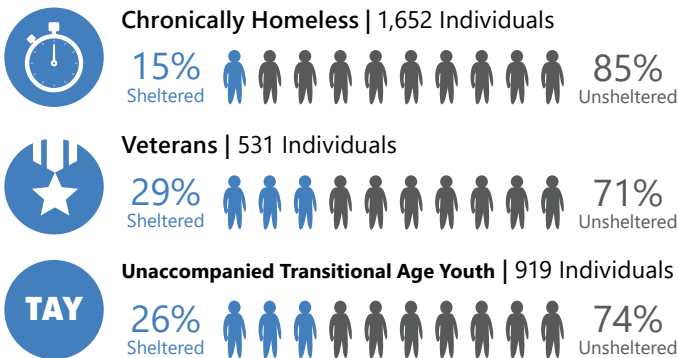
#### Residence Prior to Homelessness



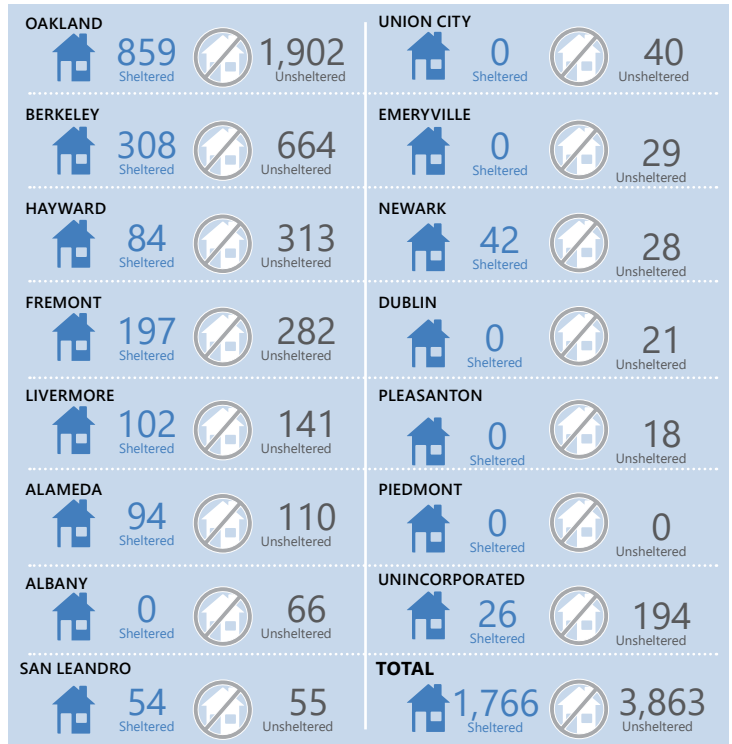
#### Length of Time in Alameda County



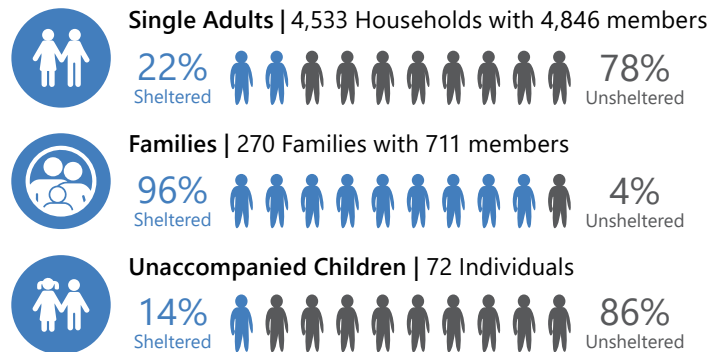
#### Subpopulations



#### 2017 Sheltered/Unsheltered Population by City



#### Household Breakdown



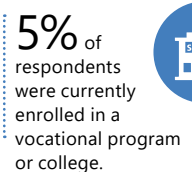
#### Foster Care



#### Justice System Involvement



#### Post K-12 Education



## Self Reported Health

Current health conditions affecting housing stability or employment of the

(Note: Multiple response question, numbers will not total to 100%)



41%

Psychiatric or emotional conditions



36%

Chronic health problems



29%

Post-Traumatic Stress Disorder



27%

Physical disability



26%

Drug or alcohol abuse



10%

Traumatic brain injury



5%

AIDS/HIV related

## Disabling Conditions

Respondents reported the number of conditions that limited their ability to maintain work or housing. Many reported multiple conditions.

17% of survey respondents reported having one disabling condition.

12% of survey respondents reported having two disabling conditions.

18% of survey respondents reported having three disabling conditions.

## First Homelessness Episode



39% Yes  
61% No

40% of those experiencing homelessness for the first time were homeless for one year or more

## Age at First Episode of Homelessness

13% 0-17	21% 18-24	34% 25-39
16% 40-49	15% 50-64	2% 65+

## Primary Cause of Homelessness (Top 6 Responses)

57% Money Issues	16% Personal Relationships	12% Mental Health Issues
12% Substance Use Issues	10% Physical Health Issues	6% Incarceration

## What Might Have Prevented Homelessness (Top 4 Responses)

42% Rent Assistance	36% Employment Assistance
24% Benefits/Income	22% Mental Health Services

## Not Interested in Housing

2% Only 2% of survey respondents said they were not interested in Independent, Affordable Rental Housing or Housing with Supportive Services.



## Services and Assistance



73% of survey respondents reported receiving benefits

## Services Currently Accessing (Top 6 Responses)

69% Free Meals	49% Emergency Shelter	30% Health Services
22% Drop-in Center	16% Mental Health Services	12% Job Training/ Employment Services

## Reasons for Not Accessing Shelter Services (Top 6 Responses)

41% They are full	40% Bugs and germs	29% They are too crowded
22% Concerns for personal safety	20% There are too many rules	18% They are too far away

## \*Subpopulation Definitions

### Chronically Homeless

An individual with a disabling condition or a family with a head of household with a disabling condition who:

- » Has been continuously homeless for 1 year or more and/or;
- » Has experienced 4 or more episodes of homelessness within the past 3 years.

### Veterans

Persons who have served on active duty in the Armed Forces of the United States. This does not include inactive military reserves or the National Guard unless the person was called up to active duty.

### Families

A household with at least one adult member (persons 18 or older) and at least one child member (persons under 18).

### Unaccompanied Children

Children under the age of 18 who are homeless and living without a parent or legal guardian.

### Transition-Age Youth

Young adults between the ages of 18 and 24 years old.

Alameda County will release a comprehensive report of The EveryOne Home 2017 Homeless Count and Survey in Summer 2017. For more information about EveryOne Home and effort to address homelessness in Alameda County please visit [www.EveryOneHome.org](http://www.EveryOneHome.org)

Source: Applied Survey Research. (2017). Alameda County Homeless Census & Survey. Watsonville, CA.